






You are here: [Solutions](#) > [Tool Use Tips](#) > [Screwdrivers](#)


Tool Tips

Screwdriver Tip Configurations

	Slotted: Standard or flat for driving single slotted screws. Tip width range from 1/6" to 1/2".
	Phillips®: Designed specifically for use with Phillips® head screw, which has two recessed slots at right angles to each other. Sizes range from 0 point (small) to 4 point (large).
	Pozidriv®: Similar to the Phillips® style, the screw can be identified by additional lines on the face. Sizes range from 1 point (small) to 4 point (large).
	Square head: Square tip, used in mobile homes, recreational vehicles and industrial applications. Sizes range from 1 point (small) to 3 point (large).
	Torx®: Star shaped, used in the automotive industry. Sizes range from T-10 (small) to T-30 (large).

Screwdriver Safety Tips

- Never use a screwdriver as a cold chisel, or for prying, punching, chiseling, scoring or scraping.
- Make sure the tip fits the slot of the screw; not too loose or tight.
- Never expose a screwdriver to excessive heat or cold.
- Always discard a screwdriver with a worn or broken handle.
- Never use a screwdriver on a workpiece held in your hand. A slip could cause serious injury.
- Never depend on a screwdrivers' handle or covered blade to insulate you from electricity.
- Vinyl covered blades are intended only as a protective measure against shorting out components.



more on ...

[Tool use tips](#)
[Conversion Charts](#)

MORE STANLEY SITE S:

 **EMAIL SIGNUP**
Learn about new products and promotions:

©2002-2008 The Stanley Works. All rights reserved.

[home](#) | [products](#) | [company](#) | [contact](#) | [sitemap](#) | [legal](#) | [privacy policy](#)