

For Light Commercial and Residential Applications

Job Name _____
 Job Location _____
 Engineer _____
 Approval _____

Contractor _____
 Approval _____
 Contractor's P.O. No. _____
 Representative _____

LEAD FREE*

Series LF7R Dual Check Valves

LF7R Sizes: 1/2" – 1" (15 – 25mm)

Series LF7R Dual Check Valves are designed for non-health hazard residential water system containment and continuous pressure applications, such as the drinking water supply service entrance or individual outlets. Series LF7R uses two compact replaceable check modules and is installed immediately downstream of the residential water meter. The LF7R features Lead Free* construction to comply with Lead Free* installation requirements.

Features

- Can be installed vertically or horizontally
- Available with combination of inlet/outlet sizes, types or thread and end connection

Specifications

The dual check backflow preventer shall meet the domestic requirements of ANSI/ASSE Standard 1024, and bear the seal of approval. It shall be Lead Free* cast copper silicon alloy bodied and include not less than one union. An identification tag indicating direction of flow shall be securely attached to the valve body. The Lead Free* Dual Check Valve shall comply with state codes and standards, where applicable, requiring reduced lead content. The dual check shall be Watts Series LF7R. (Please select the model best suited to your application.)

Pressure - Temperature

Temperature Range: 33°F – 180°F (0.5°C-82°C) continuous
 Maximum Working Pressure: 175psi (12.07 bar)

Approvals



LF7R

Series LF7R: Inlet/Outlet Connections – Types available, ordering code, sizes available.

CONNECTION TYPE	CONNECTION CODE	SIZES AVAILABLE	
		in.	mm
National Pipe Thread Female	2	1/2, 3/4, 1	15, 20, 25
National Pipe Thread Male	3	1/2, 3/4, 1	15, 20, 25
Female Meter Thread (Swivel)	10	3/4, 1	20, 25

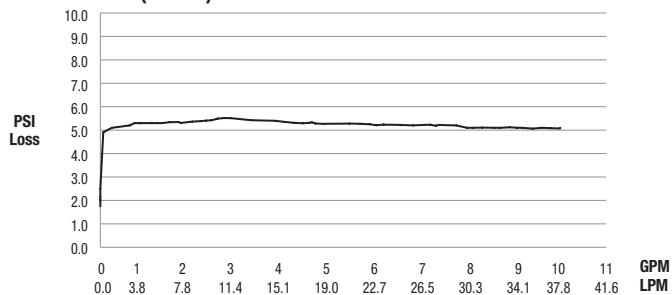
Union (U) Connections available on all inlet/outlet types and sizes.

When ordering Series LF7R Valves with Meter Thread Connections, be sure to order connection size one size larger than meter thread. Examples:

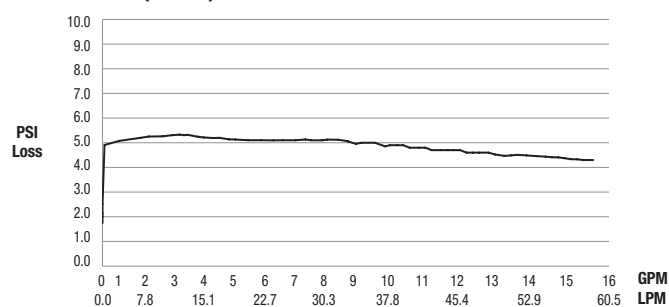
Meter Size	Order
5/8" (16mm) x 1/2" (15mm)	3/4" (20mm)
5/8" (16mm) x 3/4" (20mm)	1" (25mm)
3/4" (20mm) x 3/4" (20mm)	1" (25mm)

Capacity

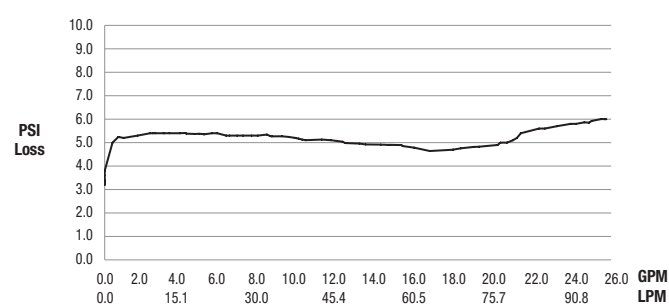
½" (15mm) LF7R



¾" (20mm) LF7R



1" (25mm) LF7R



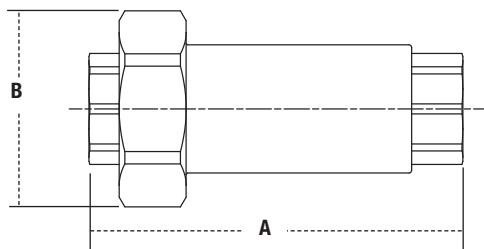
Materials

- Body: Lead Free* copper silicon alloy
- Check Modules: Engineered plastic
- Discs: Santoprene
- Seals: EPDM
- Springs: Stainless steel

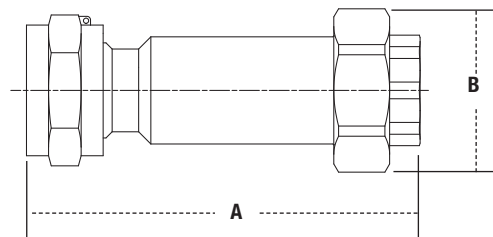
*The wetted surface of this product contacted by consumable water contains less than one quarter of one percent (0.25%) of lead by weight.

Dimensions - Weight

LF7RU2-U2



LF7RU10-U2



MODEL	SIZE (DN)		DIMENSIONS				WEIGHT	
	in.	mm	A		B		lbs.	kgs.
LF7RU2-2	½	15	3⅝	92	1⅞	48	.7	.32
	¾	20	3⅝	92	1⅞	48	.7	.32
	1	25	3⅞	99	1⅞	48	.8	.36
LF7RU2-U2	¾	20	3⅞	93	1⅞	48	.9	.41
LF7RU10-U2	1	25	4½	114	1⅞	48	1.7	.77
LF7RU10-U3	1	25	4⅞	122	1⅞	48	1.7	.77



A Watts Water Technologies Company



USA: Tel: (978) 688-1811 • Fax: (978) 794-1848 • www.watts.com
Canada: Tel: (905) 332-4090 • Fax: (905) 332-7068 • www.watts.ca