

# PERFECTOE

## Space saving design



- Neatly fits under cabinets in the toe-kick area
- Perfect for kitchens, bathrooms, and stairwells
- Rest easy—includes high-temperature safety shutoff feature
- No sharp edges
- Easy installation
- Thermostat required (sold separately)

Don't let lack of wall space keep you from staying warm. The Perfectoe installs under cabinets in kitchens or bathrooms—or even in a stairwell, hearth, or recreational vehicle. Only 3-1/2 inches of height required.

### ARCHITECTURAL - ENGINEERING INFORMATION

Fan forced electric air heaters are UL listed, factory rated at 120V, or dual field rated 208V/240V. A 22 gauge housing with two knockouts and a 45 cubic inch junction box is provided as part of each heater. The heating unit is of unitized construction and secures to the housing with two screws. Elements are of steel-finned type. All heating units include an oversized 25 amp rated, at 240V, high temperature manual reset limit switch. A tangential cylindrical blower delivering 53 CFM is driven by an impedance protected, permanently lubricated motor. The motor is isolated from the heating chamber. All metal housing components are finished with a powder coat paint system.

### TECHNICAL INFORMATION

UL requires heater to be placed a minimum distance of 6 inches from any inside corner or adjacent surfaces. Cadet does not recommend installing heater in toe-kick area directly under sink where a person may stand for an extended length of time due to discharge of hot air. A 3-foot minimum clearance is required for furniture or other objects placed directly in front of heater. Heater must be cleaned every six months minimum.

Install horizontally. This heater is not approved for vertical or ceiling installation.

**CADET**   
INVITING WARMTH

cadetheat.com  
855.CADET.US  
Vancouver, Washington



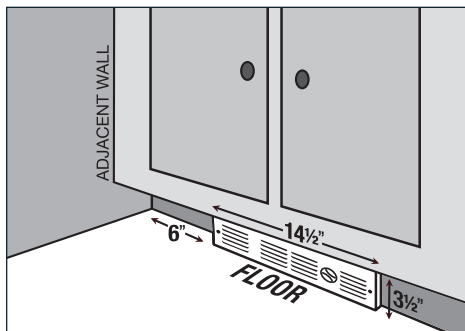
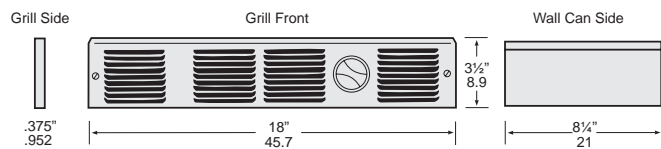
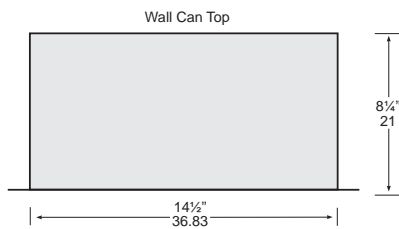
# PERFECTOE

Grill: 18"W x 3-1/2"H x 1/2"D • Rough-in: 14-1/2"W x 3-1/2"H x 8-1/4"D

Complete units require a built-in, or wall thermostat for operation

BLACK PART	WHITE PART	MODEL*	DESCRIPTION	WATTS	VOLTS	AMPS	BTUS	WT/LBS
10032	10034	UC101	Complete unit with wall can and grill	1000	120	8.3	3415	8
10027	10030	UC072	"	750/563	240/208	3.1/2.7	2560/1920	8
10036	10039	UC102	"	1000/750	240/208	4.2/3.6	3415/2560	8
66075	66076	UCT1	Built-in thermostat kit for model UC, single pole, 40°F to 85°F		120/240/208	22		.5
66077	66078	UCT2	Built-in thermostat kit for model UC, double pole, 40°F to 85°F		120/240/208	22		.5
60086		UCAB	Adapter kit for TS Series					.45

\*Add suffix B or W to model to designate color



**ROUGH-IN: 14-1/2"W x 3-1/2"H x 8-1/4"D**