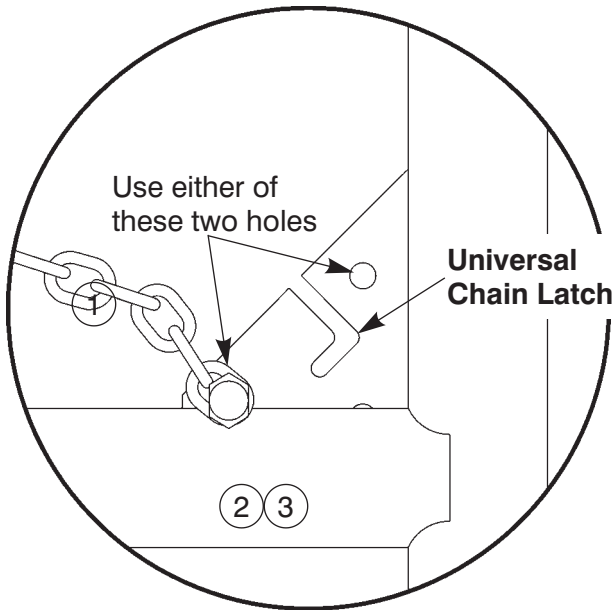


Chain Latch Assembly

**Hardware Pkg.
44900100 or 44900090**

THANK YOU FOR PURCHASING THIS PRODUCT

For questions about this product, or for parts inquiries, please contact our Customer Service Center listed below.



NOTE: For the safety of your horse, make sure the nut is located to the outside of the enclosure.

1. Insert hex bolt (3) into the last link of the chain. Then slide the hex bolt (3) through the desired hole in the universal chain latch (holes of choice indicated by arrows), Attach nut, making sure the nut is to the outside of the enclosure, and tighten securely.

Repeat the above procedure for each chain latch location.

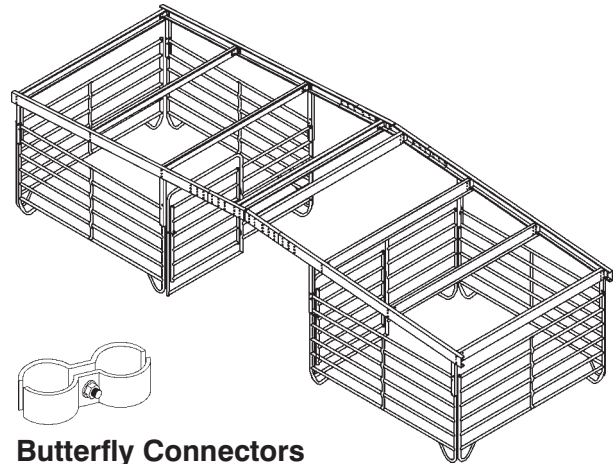
Ref. No.	Description
1	1/0 Machine Chain Zinc Plated - 29" long
2	Flange Nut 5/16" - 18 Zinc Plated
3	Hex Bolt 5/16" - 3/4" Zinc Plated

Other Optional Components and Accessories

Modular Horse Shelters

Behlen's Horseman's Choice XT Corral Panels can be utilized with the Horseman's Choice Modular Horse Shelter.

Behlen has put together 13 prepackaged designs for your convenience or you can customize any of these kits to fit your needs. From a single 12' x 15' roof structure, to a run of pens with a center breezeway, we have a system for you.



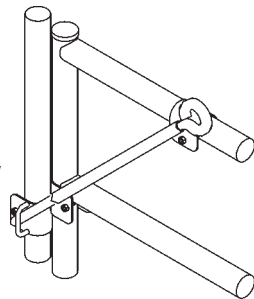
Butterfly Connectors

For a more rigid connection, optional butterfly connectors can be ordered. (Package includes 2 pair of clamps with nuts and bolts)

- For 1-5/8' Tubing - Painted 38900067
- For 2" Tubing - Painted 44900067

Horse Gate Latch

The Horseman's Choice Horse Gate Latch (44112207) provides quick and easy opening of a gate from horseback and fastens to any 1-5/8" or 2" dia. gate. It is reversible, lockable and can also be used with wood or metal posts.



CUSTOMER SERVICE CENTER

PO Box 569
Columbus, NE
68602-0569

Ph: 1-800-447-2751
Fax: (402) 563-7447
www.behlencountry.com